

Digital Information

News Lounge



The Proofer is the Press

Double-Sided
Printing

Print Span up to
22"/56 cm,
34"/86 cm or
42"/106 cm
62"/157 cm

Powered by Epson



Superior Printing

Measure and
Control Color

Achieve
Standards

Stable Press Runs



Waste Terminator

Ink Key Preset

Up to Color Fast

More Jobs per Day



Room Service

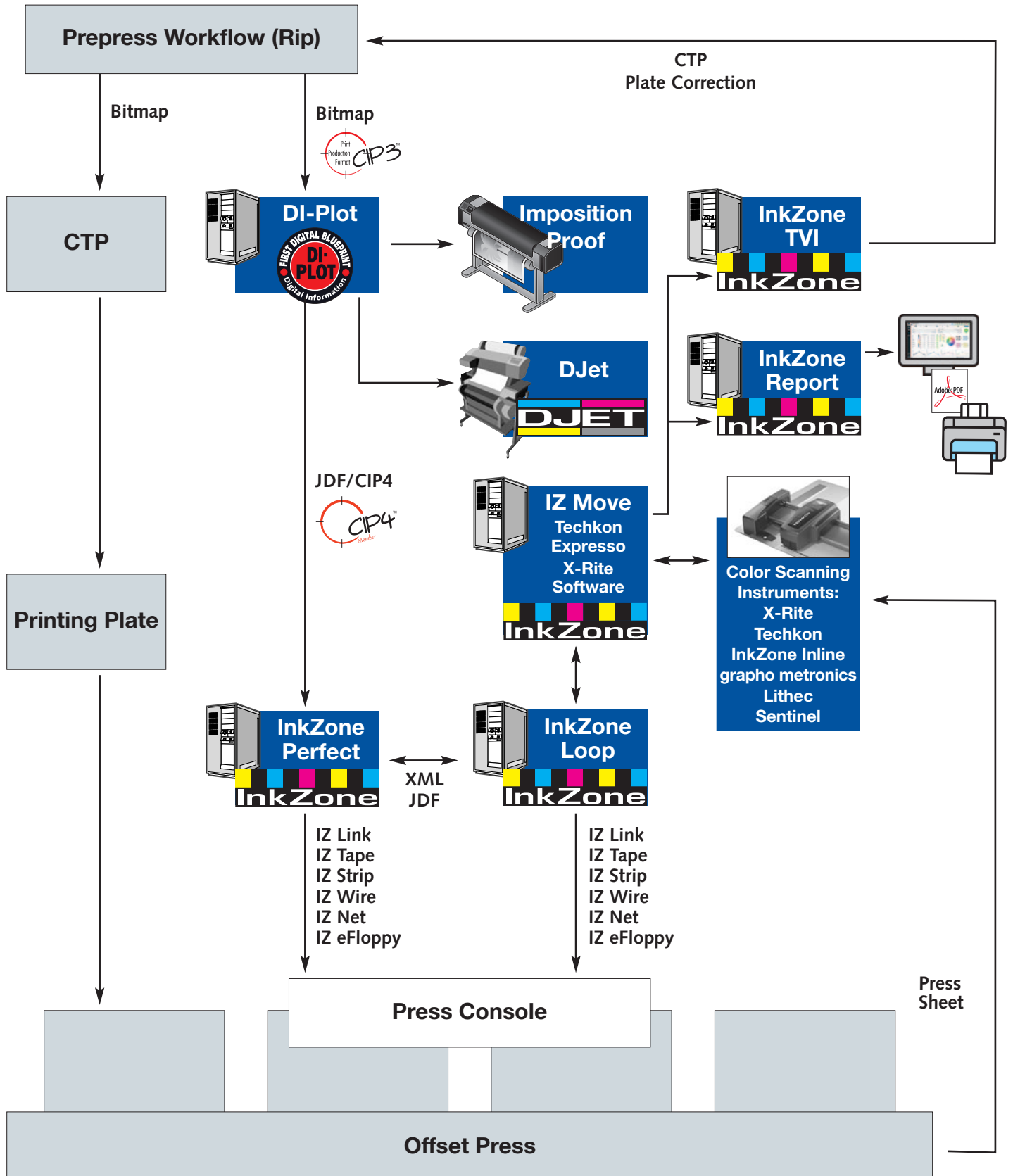
Bitmap Proofing

Content-Reliable

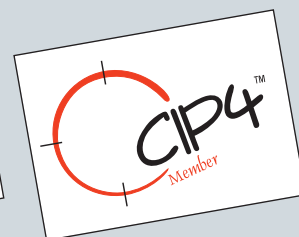
Confidence
in Your Workflow



The DI-Workflow



We Put the ROOM in Pressroom



DI-Plot:

Accurate Proofs Guaranteed

How can you be sure your proof will match the imaged printing plate? With DI-Plot, of course! That's because DI-Plot works with the exact same RIP files that are sent to your CtP system. DI-Plot takes the bitmap files calculated and separated in the RIP, converts them to the required resolution for proofing, and sends the descreened result to any color printer. This high-performance technology from Digital Information guarantees full data integrity as well as identical positioning and content between the press sheet and a fully-imposed proof.

JDF Technology for Ink Key Preset

DI-Plot creates synergy. In addition to providing imposed proofs, the software also delivers the appropriate data for presetting ink keys and duct rollers on all units of your sheetfed or web presses. DI-Plot calculates ink coverage data from bitmap files generated by any RIP, writes an industry-standard JDF file and transfers the data via Ethernet to your pressroom. As a universal link between workflow, proofer and press console, DI-Plot works equally well in both older and modern technology environments. DI-Plot generates JDF files of the highest quality, resulting in accurate initial color settings for all printing units. Hundreds of press operators rely on data from DI-Plot and the companion press console interface InkZone Perfect



to operate their presses with efficiency and confidence. That's because the DI-Plot and InkZone Perfect solution minimizes duct roller feed, allowing

exploitation of the full range of each ink key in addition to greater sensitivity to individual ink key adjustments.

Thanks to the CIP4/JDF functionality of DI-Plot and InkZone Perfect, virtually any prepress workflow can now be extended directly into the pressroom via straightforward XML, even to presses of different age or origin. No need to invest in expensive, proprietary workflow plug-ins for outputting obsolete CIP3 files. DI-Plot takes you directly there.

Open for Expansion

Regardless of the prepress workflow, DI-Plot can be used as the glue to assemble otherwise incompatible technologies and environments. This means that files which are assembled and RIPped once can be saved and applied to a wide range of efficiency promoting uses including the creation of color- and content-accurate imposed proofs, remote soft- or hard-proofing via PDF, the preparation of JDF files for presetting ink keys and duct rollers on-press. The list goes on and on.

Technical Specifications

- Hardware:
CPU Intel Core i5/i7, 4 GB RAM, Harddisk or SSD-Drive 150 GB, 17" TFT-Monitor, 100/1000 Mbit Ethernet, DVD/CD, keyboard, mouse
- USB (for copy protection/dongle)
- Operating system:
Microsoft Windows 10 Pro

DJet: Revolutionizing Double-Sided Printing

Digital Information remains at the forefront of cutting edge technology with the all new DJet. The DJet is an innovative new printing system for the economical production of short runs featuring Epson quality, as well as an ultra-fast inkjet print

solution for the output of double-sided imposition proofs. The DJet is a smart investment which yields significant returns.



The DJet is the latest generation of Digital Information's reliable, renowned, double-sided printing solution. The DJet system is based on Epson's new, high-performance, Energy Star rated, SureColor series printers and can cover both four-up and eight-up formats with paper widths of 23" (580 mm), 35" (890 mm), 43" (1090 mm) and 63" (1600 mm), as well as all offset formats up to class 9 (140 x 200 cm). The DJet with SureColor series printers is efficient and environmentally friendly.

Profitable Production System

Compared with its predecessors, the DJet takes double-sided proofing and digital print solutions to the next level with considerably accelerated print performance. Depending on the preselected resolution, printing speeds can be as much as three times faster than earlier iterations for jobs up to 300 A4 sheets per hour printed on both sides. In addition to producing double-sided imposition proofs, the DJet also serves as an efficient production system for short runs, suitable for the output of a wide

variety of products including brochures, leaflets, books, menus, point of sale papers, etc. The DJet works with all colors available in the Epson printer series and easily meets color targets defined by common print standards.

Simple and Safe

With a minimum of mechanical parts, the DJet solution provides maximum production safety and operational simplicity. The two printers, which are engineered in sequence and offset by 180°, allow for the direct output of double-sided print jobs in just a single pass through the system. The need for operator intervention to feed sheets or turn the media over has been eliminated. Off-the-shelf video cameras are used to monitor production progress utilizing a code printed alongside the sheets. Throughout the print run, the system

From Consumer Market to Pro

With the launch of DJet, Digital Information is ahead of the curve on a phenomenon that has been hitting the graphics industry in a big way since the 1990s. Technologies that were originally developed for a consumer market are replacing specialized, very expensive machines at a fraction of the cost. This trend began with the introduction of the PC and user-friendly software which led to the erosion of the established typesetting and image process systems. Soon thereafter, the trend hit proofing systems, which were replaced by cost-effective Inkjet systems whose technology was first tried and true in the consumer arena. Taking the curve a step further, as Inkjet technology has become increasingly more sophisticated, Inkjet printers used for proofing have been gaining in the area of print production speed and are now adequate to be used as production printing systems. The DJet sets the bar high for a revolutionary, low-cost digital press that functions as an imposition proofing system, as well.



The new DJet based on the Epson Inkjet Printers SC-P 10000 and 20000.



Monitored by video cameras, the DJet prints with high-precision front-to-back registration.

registers the current position of the printed paper. This enables high-precision, front-to-back registration on the uncut paper roll. With the DJet, status messages regarding printer readiness, filling level of the ink cartridges, production progress, end of paper roll, etc. are reported in real-time.

Inkjet Quality, no primer coating

The environmentally-friendly Epson UltraChrome inks are water-based and are distinguishable by their large color space, deep shades of black, and their outstanding resistance to fading. These favorable characteristics are paired with their reliability on a wide variety of print substrates. Hence, it is possible to use some uncoated FSC certified papers with a grammage of 90 gms to 250 gms per square meter without having to pre-treat them with a primer.

The DJet

- Unrivaled, double-sided print system
- Economical, short, print runs in Epson quality
- High performance, up to 300 double-sided A4 sheets per hour
- Use of FSC certified papers, no pre-treatment with primers required
- Eco-friendly, pigmented, water based inks with maximum resistance to fading
- Latest generation SureColor printers with Energy Star rating
- Instant «Plug and Play» setup
- Low maintenance costs



Equipped with the latest electronic/software innovations, the DJet has minimal mechanical parts.

Simple Installation

Important functions for controlling the system have been integrated directly by Epson into the firmware of the SureColor printers used with the DJet solution. Mechanical and electronic

modifications and adaptations by Digital Information are no longer necessary. According to the «Plug and Play» principle, every DJet is ready for production immediately upon installation.

Technical Specifications DJet 300, 500, 700, 10000 and 20000

Supported Resolutions

360 x 720, 720 x 720, 1440 x 1440 DPI

Printing Method

Inkjet, drop-on-demand, piezo technology

Printers Used

2 x Epson SureColor SC-T 3000 up to 23"/58 cm paper width or
SureColor SC-T 5000 up to 35"/90 cm paper width or
SureColor SC-T 7000 up to 43"/109 cm paper width or
SureColor SC-P 10000 up to 43"/109 cm paper width or
SureColor SC-P 20000 up to 63"/160 cm paper width

Printer Connection

Integrated Ethernet and USB port

Operating System

Microsoft Windows 10 Pro

Job Sizes

DJet 300: maximum print span 22"/56 cm
DJet 500: maximum print span 34"/86 cm
DJet 700/10000: maximum print span 42"/106 cm
DJet 20000: maximum print span 62"/157 cm

Repeatability

+/- 1 mm

PC Port

Ethernet and USB

Paper

Various paper types: 23"/58 cm max. width for DJet 300, 35"/89 cm max. width for DJet 500, 43"/109 cm max. width for DJet 700/DJet 10000 and 62"/157 cm width for DJet 20000.

Tecco «DJet DUO Ecoprint», exclusively from www.tecco.de

Recommended Ambient Conditions

Temperature 73°F/23°C
40–50% relative humidity,
zero condensation

Presetting Ink Keys via Network

InkZone Perfect delivers economical, state-of-the-art ink key presetting technology for almost all offset presses. Thanks to InkZone, you can unleash the profitability that is hiding in your pressroom.



Small Gap, Big Opportunity

In many printing companies, the digital workflow stops with plate imaging. Preflight, layout, color corrections, proofs, plates and that's it. The press may have some digital controls, but in most shops, there is still a gap between the prepress workflow and the controls in the pressroom. Unfortunately, this means that the valuable capability to leverage prepress

output data in order to preset ink keys on-press remains unused. And because existing proprietary connections often come with high investment costs, there is little incentive to close what might be perceived as just a small gap in the flow of data. That said, many small to mid-sized companies will be throwing away the opportunity to achieve significant savings, better efficiency and greater

quality. It was in response to the clear need for a comprehensive and cost-effective solution for ink-presetting and closed-loop that Digital Information developed InkZone.

InkZone is an intelligent, JDF-enabled concept for closing the prepress to press workflow gap. InkZone is independent of all press manufacturers. Thanks to dedicated interfaces, a unique method

Technical Specifications

Preset Software: InkZone Perfect

Software package for accepting zone coverage values generated by DI-Plot in XML/JDF format. Allocation of all printing inks to the appropriate printing unit. Calibration of the zone percentage values in line with ink key openings and ductor roller positions on the press. Transmission of this data

to the press console using the InkZone hardware connections or existing network connections. Copying the print job from the press console for calibration and archiving of machine data. Local storage and administration of archived jobs.

PC Configuration

- Microsoft Windows 10 Pro
- CPU Intel i5, i7 min. 2 GHz, min. 4 GB RAM
- Harddisk/SSD min. 500 GB
- 19" Monitor (touchscreen strongly recommended), Screen resolution min. 1024 x 1280
- 2x Ethernet 100/1000 Mbit for network and scanning device

InkZone Hardware- and Software Connections

InkZone Card

- Press console Heidelberg CP2000 (new type)

InkZone Link

- Press console Heidelberg CPC 1.02, 1.03, 1.04 and CP2000 (old type)

InkZone Net

- Press console Heidelberg Prinect Press Center.
- Press console KBA (OS/2 and MS Windows)
- Press console MAN Roland System 95 web and System 2000 web

InkZone Control (BEK)

- Press console Heidelberg CPC 1.04, CP2000 and Prinect Press Center

InkZone Strip

- Press console Mitsubishi (old type)
- Press console Komori (old and new type)
- Press console Akiyama (new type)

InkZone Wire

- Press console MAN Roland (MS-DOS/Windows/RCI)
- Press console MAN Roland System 90 Web
- Press console Komori (new type)
- Press console Mitsubishi (new type)
- Press console Harris/Heidelberg/Goss Omnicolor Web
- Press console Shinohara

InkZone Tape

- Press console Planeta WPC
- Press console Planeta Fuji
- Press console MAN Roland Mavor Web

InkZone eFloppy

- Press console Komori Spica.
- Press console Komori Enthroner
- Press console Ryobi (old type)
- Press console KBA (MS-DOS and OS/2)
- Press console Eltromat (new type)
- Press console GMI Microcolor
- Press console Mitsubishi (old type)

InkZone Perfect

- Press console ACS Aurelia (MS-DOS and Windows)
- Press console Adast (Adacontrol and InkFlow)
- Press console Akiyama (new type)
- Press console Boma for KBA
- Press console Caber
- Press console Eltromat (new type)

- Press console EPG Essex Products Group
- Press console GMI Microcolor and Mercury
- Press console Harris/Heidelberg/Goss Web
- Press console KBA (OS/2 and MS Windows)
- Press console KBA Logotronic Web
- Press console Komori with KHS or PQC
- Press console MDS Monigraph
- Press console Perretta Graphics Corporation
- Press console Allen-Bradley, Rockwell Automation
- Press console Ryobi (Windows, new type)
- Press console Sakurai
- Press console Hamada
- Press console TGC Grafitec
- Press console AP Maschinen
- Press console Müller Martini Web
- Press console Manugraph Web

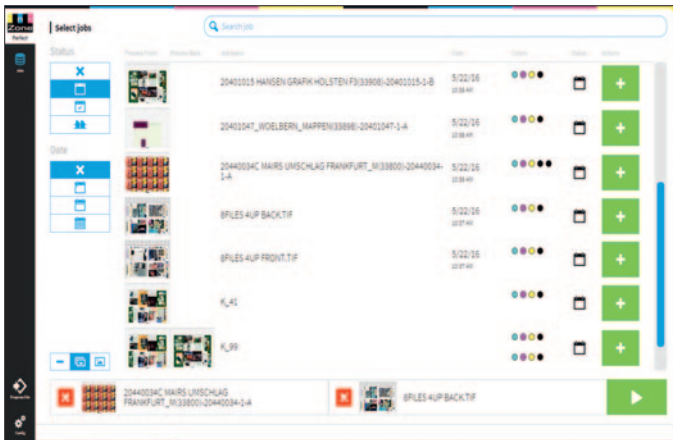
InkZone PPI

- Connection Heidelberg Prepress Interface and Heidelberg Prinect Pressroom Manager to InkZone
- Connection Press console CP2000 with installed Instant Gate option
- Connection Harris/Heidelberg/Goss Web, replacing Heidelberg Prepress Interface

InkZone Card

- Press console Heidelberg CP2000 (new type)

For presetting the ink keys using InkZone, a DI-Plot license will be required. This software license is not ordinarily included in the InkZone system delivery.



Jobs from any prepress workflow arriving via DI-Plot in InkZone Perfect, with drag & drop they are loaded into the printing press.



Simple assignment of printing inks to the right printing unit and selection of the appropriate calibration curve.

to make a network connection to most any press console – even on older offset presses – and a low price point, closing the workflow gap is attainable for printing operations of all sizes.

JDF-Supported Ink Key Presetting

InkZone is based on JDF technology and is fully compliant with global workflows and international standards. The DI-Plot software sends ink coverage values in the form of JDF files to InkZone Perfect for conversion to calibrated machine- and print-related values for presetting the ink keys and ductor rollers. The InkZone hardware components send this data via network and in the specific format required by the press console.

Greater Efficiency, Higher Quality, Fast ROI

With InkZone, Digital Information offers an interface between prepress and press that's equally powerful and economical. First, the solution provides networked ink key presetting, so color start-up is accomplished in a fraction of the previous time, bringing a clear increase in productivity. What's more, InkZone generates a database of your settings, allowing corrections and continuous improvement in results over time. This makes InkZone a component that's indispensable on the road to a standardized printing process. Consider the following: As you use InkZone Perfect, it compares the computed preset data with

the corrected values during each press run. By reading back the values measured throughout the print run, the calibration curve for a given set of printing conditions can be continuously corrected and will gradually approach an optimum. When it comes to repeat orders, that means a further boost to the speed of set-up sequences, significant savings

in paper, and a permanently stable, high-quality printing process.

An investment in extending your workflow to the pressroom with InkZone from Digital Information is worthwhile. Based on the results we have seen in thousands of InkZone installations worldwide, the InkZone solution can deliver an ROI within a few short months.

A Connection to Every Press

Using the appropriate hardware components, ink key presetting with InkZone can be realized on almost all offset presses. The IZ Link, IZ Strip,

IZ Tape, IZ Net, IZ eFloppy and IZ Wire connections support press consoles/offset presses from almost all manufacturers

InkZone comes with connections that are suitable for networked ink key presetting on almost every printing press.



InkZone Move

InkZone Move is a powerful software application for quality assurance on sheetfed or web offset presses. InkZone supports all established scanning color measurement devices. As an extension, InkZone Loop can be added, which turns off-line color control into a closed-loop process providing

fully-automated integration with almost any model of offset press.



With EasyTrax from X-Rite, InkZone Move now supports an even wider range of measuring device options.

Repeatable Quality Measurement

InkZone Move brings more accuracy, quality and ease-of-use to the printing process at an unbeatable price-performance ratio. The software integrates with scanning color measurement devices automatically and improves the success of any press operator by offering precise adjustments for color control. The connected motorized drive which propels the color scanning instrument across the color bar assures repeatability, speed, consistency and reliability. Operator confidence will increase, measurement after measurement.

Focus on Process Control

As each measurement is completed, InkZone Move displays the results in real time on the monitor. The graphical presentation is clear and easy to interpret – the control screen shows the ink key zones for each press unit along with the relevant color data including density (absolute and relative), dot gain, tone value, and colorimetry (CIELAB) along with color difference (Delta-E).

The software stores all measured data in a straightforward format, ready for further interpretation with off-the-shelf reporting applications.

From Offline Printing to a Closed-Loop Control System

With InkZone Move, operators have a powerful control and decision-making system in their hands. While the basic version is an off-line solution requiring manual ink console adjustments, with

InkZone Loop, the system can be upgraded to full closed-loop operation, providing calculation of the proper corrections, and then adjustment of the ink settings automatically.

All information at a glance

InkZone Move shows density and dot gain as tools for controlling process-color printing. In situations where the color measuring instrument generates spectral data, InkZone Move displays CIELAB and the corresponding Delta-E values, which is not only helpful for spot colors, but also for meeting newer printing industry standards such as ISO and PSO. InkZone Move supports all important color scanning measurement systems including: SpectroDrive, SpectroDrive New Generation and SpectroJet from Techkon, as well as IntelliTrax 1 & 2, EasyTrax and eXact Scan from X-Rite. IZ Move connects today's scanning instruments with nearly all offset presses.

Wet-Dry Forecast

Based on the color measurement of a paper substrate in wet and dry offset ink, InkZone Move is capable of predicting final color values. An important tool for every offset press operator: Already during the printing process, InkZone Move shows the expected color parameters of the dry sheet.



The Techkon SpectroDrive, driven by InkZone Move, is fast and easy to use.

Technical Requirements

Hardware, Operating System, User Software

- Microsoft Windows 10 Pro
- CPU Intel i5, i7 min. 2 GHz, min. 4 GB RAM
- Hard disk/SSD min. 500 GB
- 19" Monitor (Touchscreen strongly recommended), Screen resolution min. 1024 x 1280
- 2x Ethernet 100/1000 Mbit for Network and scanning device
- 3x USB port with sufficient power for the scanning device

Supported Scanning Devices

- SpectroDrive, SpectroDrive New Generation and SpectroJet from Techkon
- IntelliTrax D/S and IntelliTrax 2 D/S, EasyTrax D/S and eXact Scan from X-Rite

Specifications for InkZone Move

Visualization and Verification of

- Deviations from full color density
- Deviations in Delta E
- Dot gain
- Gradation
- Best Match
- Wet-dry forecast

Further Functions

- Regulation according to reference values
- Regulation according to OK sheets
- Storage of each single measurement

- Connection to InkZone Loop and InkZone Perfect (Closed-loop color control and online ink key preset)

Color bars

- Patch size dependant on scanning device used
- Possible compatibility to existing color bars

Measurement Specifications

- Individually defined density values
- Values for dot gain increase according to standards
- Pre-defined reference values of international standard

InkZone Loop: Automated Color for Everyone

InkZone Loop is the first closed-loop color solution for digital ink control on offset presses from all leading manufacturers. InkZone Loop enables the automatic measurement and evaluation of color bars

and then direct, digital feedback of the appropriate ink-key adjustments.



First, Measure

InkZone Loop supports measuring systems from all leading color instrument manufacturers. With IZ Loop, you pick the measurement technology, and we help you put it to work, automating ink adjustments and showing you a visual representation of each measured sheet.

By comparing measured press results against your reference conditions, InkZone Loop alerts your press operators immediately, allowing them to recognize where color adjustments are

required. You can make use of the full capability of your measuring instrument, including ink density as well as other printing-related data like dot gain, print contrast, ghosting, slurring, and more. InkZone Loop supports the needs of today's printer, including 4-color process work, as well as support for special and brand-specific colors. You will find that the efficiency of InkZone Loop can bring you a significant increase in productivity and quality, by combining multiple color-checking

steps that until now may have been carried out manually, if at all. And with print runs getting shorter all the time, investments that can streamline your processes are increasingly important.

Once measurements are complete, InkZone Loop saves all of the measured color data, increasing your velocity on repeat jobs or runs with multiple forms. And the recorded data helps in documenting your compliance with your customer requirements or with international quality standards like ANSI/ISO, PSO, GRACol and worldwide standards.

Next, Take Control

With your on-press color results in hand, and with your saved reference conditions, InkZone Loop calculates correction values, which are specific to your printing press. And then, InkZone communicates via a direct, network link to your ink console, regardless of the press manufacturer, the age of the press or its ability to support CIP or JDF standards.

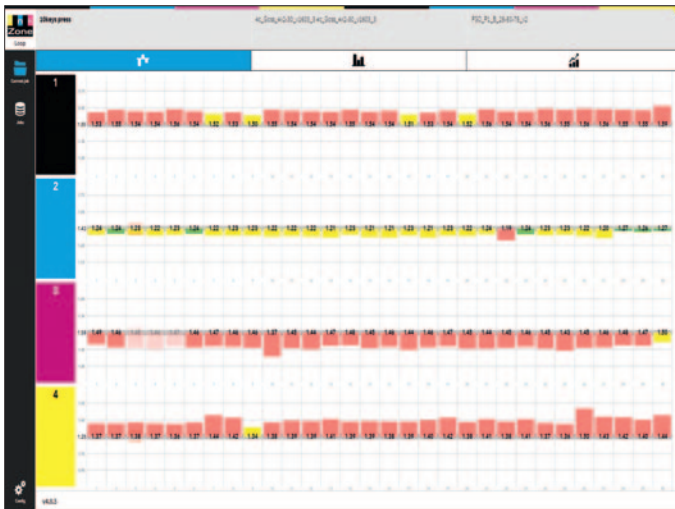
So, once the operator checks the color results and the recommended press adjustments, at the touch of a button the ink keys for all printing units can be adjusted automatically. This can lead to results that are clear: a significant reduction in makeready and run waste, higher overall color quality, and consistent, stable production runs.

Benefits in the Pressroom

InkZone Loop's high-performance software and your selected measuring technology can work together to accurately characterize, and systematically correct,

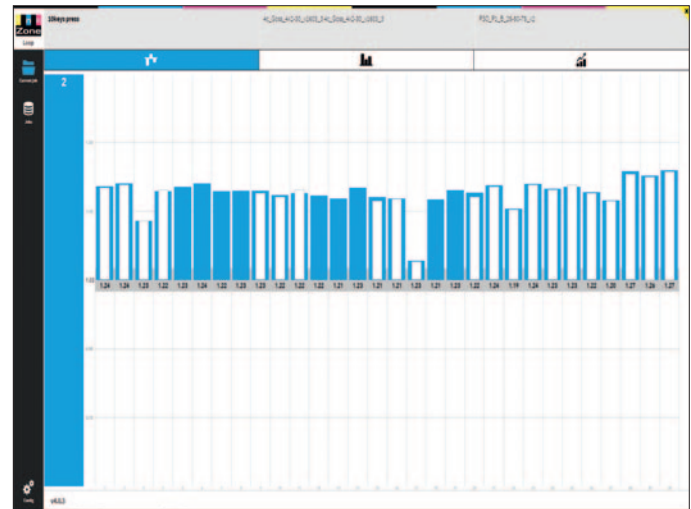


InkZone Loop is compatible with almost all press consoles.



Input:

See all ink values in all zones at a glance.



Output:

Transmitting the correction values to the press console.

ink key settings. These results are much faster, more consistent, and permanently archived, unlike results with hand-held color devices or purely visual color control.

Immediately after each measurement, the ink and density values for all zones are displayed on-screen. The operator sees a graphic representation of all of the job colors in a format that is familiar – resembling the ink key graphics of a press console. Of course, the underlying color data can also be seen at a glance. When the operator is ready, the ink adjustments can be carried out automatically. Naturally, there's still an option to adjust ink keys manually on the console, or to exclude certain zones and printing units from the automatic control.

InkZone has two ways to set the color reference conditions, with preset customer- or standards-based values, or with the unique «OK sheet» function. With this second approach, the touch of a button is all that is required to save the status of all ink keys as color reference conditions. Then, each sheet is compared to this goal and the ink keys are adjusted via the closed-loop network, thereby assuring that the customer quality needs are met.

With InkZone Loop the operator can spend less time evaluating color and guessing at the ink settings, and more time making those critical adjustments which can make or break the profitability of either a short or long print run.

Best Match

Immediately after the spectral color measurement, the smallest possible delta E value is determined. InkZone Loop calculates on the fly the best density and the correct ink key opening to reach the predetermined, spectral reference color. Best Match is the perfect solution for printing spot colors on every offset press.

Benefits in Pre-Media

The same technology that drives closed-loop color adjustments can also be used to actually preset the ink keys of each fountain based on the prepress plate-image data. This allows the press to get up to color quickly, and then stay there with closed-loop color control. In other words, the better the preset, the more efficient the closed loop! In many cases, the press manufacturer's ink preset solutions do not provide optimal results, costing you makeready time and effort. Replacement of existing ink preset systems with InkZone allows the same high-efficiency solution on all of your printing presses, regardless of their make or model.

Ready for Production in Record Time

The combination of an independent solution that encompasses closed-loop control, measuring technology and a workflow interface is truly unique. With InkZone Loop, you save time and reduce

waste. Reference values are attained faster, and it's easier to keep your production within narrow limits. InkZone Loop enables set-ups in record time, even on offset machines from the last millennium. It's the perfect way to protect your investment in existing equipment and system installations. Many printers are discovering that InkZone Loop is one of the best investments that can be made in your business today!

InkZone Loop Configuration

InkZone Loop Software Package

Automated processing of measured densities and/or spectral values, control of ink keys in offset printing machines, feedback of ink key values from control consoles, creation of an automatic, closed-loop interface. Software package for Windows, copy protection (dongle) and complete documentation (PDF).

Compatible Measuring Systems

X-Rite: ATD, ATS, IntelliTrax 1 & 2, EasyTrax and eXact Scan

Techkon: RS 400, RS 800, SpectroDrive and SpectroDrive New Generation, SpectroJet.

Lithec: LithoScan and LithoFlash.

Grapho Metronic: Inline Density System M

Hardware

CPU Intel i5, i7 min. 2 GHz, min. 4 GB RAM, Hard disk/SSD min. 500 GB, 2x Ethernet 100/1000 Mbit, 19" Diagonale (touchscreen recommended), screen resolution min. 1024 x 1280, min. 6x USB

Operating System

Windows 10 Pro

Further Requirements

InkZone Loop can therefore only be used in connection with DI-Plot and the console connections InkZone Link, IZ Strip, IZ Tape, IZ Wire, IZ Net, IZ eFloppy etc.

InkZone Inline For Sheetfed and Web

InkZone Inline measures color bars on the paper during a print run and controls the offset press ink keys continuously. The combination of InkZone's digital ink key presets and InkZone Inline color control can significantly reduce paper waste and makeready time for nearly all sheetfed and web

offset presses. Simultaneously, InkZone Inline helps pressrooms to achieve perfect color consistency throughout the complete printing process.



InkZone Inline was developed in close collaboration with grapho metronic, the renowned German manufacturer of color measuring technology. InkZone Inline is a cost-effective density measurement system, as well as a solution for spectral measurements. InkZone Inline is perfectly suited for retrofitting any sheetfed or web press or to replace outdated color measurement tools.

Fast makeready

The combination of Inline measurement on the press with automated control of the ink keys results in improved color stability, a reduction in waste, and offers complete documentation of the

production run. InkZone Inline measures color at full production speed without the need to pull sheets for inspection. The print control strip on the sheet is measured with the highest level of precision.

Less stress

InkZone Inline significantly reduces the press operator's workload. The continuous reporting function can be used for quality control and also to analyze and resolve customer complaints. Usually, InkZone Inline is installed after the last printing unit and automatically measures color in the freshly printed color bars. It is, of course, capable of

controlling the color on both sides of the printed sheet.

Inline color measurement and press control offers the possibility of collecting much better color data quickly and without additional work. The presses are capable of running continuously during the complete offset printing process without the need to stop and pull sample sheets. Management and press operators are able to get data that accurately reflects the color of a job throughout the complete press run. InkZone Inline is an important tool that helps to streamline the printing process and allows for complete quality monitoring.



InkZone Inline for web...



...and sheetfed offset presses

Verify your Press with InkZone Report

The InkZone Report software package, available for Digital Information's InkZone Move, as well as other manufacturers' color scanning instruments, analyzes and displays how well current press work matches print industry standards such as ISO and/or



G7. With InkZone Report, color quality information can be accessed through local intranet networks, as well as by customers and print buyers. InkZone Report delivers detailed print quality reports on screen and in printable PDF file format.

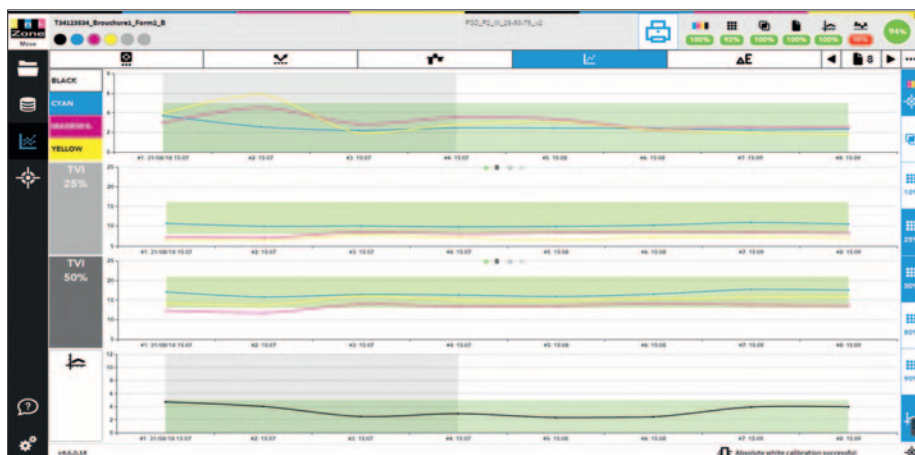


InkZone Report with scoring for a single press sheet.

Measure and Compare

The ability to monitor daily output to meet international standards is imperative. InkZone Report enables the collection of color data on each job and verifies if current and post print run conditions are within the defined quality operating zone. By automating the

process of reading spectrophotometric and/or densitometric data, InkZone Report can store job quality information in a centralized database. From this data pool, both single sheet and complete production reports can be generated. InkZone Report shows job target values and compares them against printed job



InkZone report showing TVI over a press run.

data in the solids, (Lab and delta E), dot gains, mid-tone spread and substrate. The result is a «pass» or «fail» report for each print job.

Interactive Reporting

Graphics in InkZone Report are calculated from scanned color bar data and converted to an easily understandable graphic view. By clicking on specific locations within the report chart, the user can immediately see the scanned color data information represented as mathematical figures.

By using a simple scoring range with a scale up to 100% (a perfect press sheet), and the colors green, orange and red, InkZone Report displays detailed information on the quality of the current press run for the press operator within seconds. This fast quality evaluation saves time and is the perfect quality check.

InkZone Report measures the stability of color printouts and detects impact variations on print product quality.

Supported Scanning Devices

- Any scanning instrument controlled by InkZone Move and InkZone Inline.
- Techkon SpectroDrive and SpectroJet controlled by Espresso scanning software.
- X-Rite IntelliTrax, EasyTrax and eXact Scan controlled by X-Rite scanning software.
- Scanning instruments from Lithec, grapho metronic, Manroland, Komori and Heidelberg.

InkZone TVI From Press to Plate

Standard quality control in modern offset printing involves measuring color bars using sophisticated scanning spectrophotometers. These scanners collect color information data over one or several press runs. InkZone TVI takes this information and

calculates the ideal tonal value curves for every prepress workflow resulting in perfectly calibrated offset plates.



Today's international standards for offset print production (e.g. ISO, G7) are defining exact parameters for colors and TVI. To print with consistent TVI's within those standards, the prepress workflow (Rip) has to be fed with individual calibration curves to generate perfect offset printing plates.

One color scan for everything

InkZone TVI collects and analyzes the color data needed to build calibration curves from the color bar used on the offset press for controlling the ink keys. Every color scan's data is stored in the InkZone database and used to calculate the best calibration curve for nearly all

prepress workflows and CTP devices. InkZone TVI eliminates the need to print dedicated test jobs, to do spot measurements, or to manually edit TVI curves.

One InkZone TVI license covers up to three offset presses and supports any paper type, any target, and all available prepress workflow connections. Of course, InkZone TVI supports CMYK and spot color calibration.

With this state of the art user interface and easy handling of calibration curve data, InkZone TVI is the perfect tool for every modern offset print production company.



Visualization of optimized TVI by InkZone TVI.

Technical Specifications

- Installed InkZone Report Software.
- Color bar input from all color scanning instruments of InkZone Report.

Digital Information

Technoparkstrasse 1, CH-8005 Zurich, Switzerland

Phone +41 43 818 20 00, Fax +41 43 818 20 09

www.digiinfo.com, info@digiinfo.com